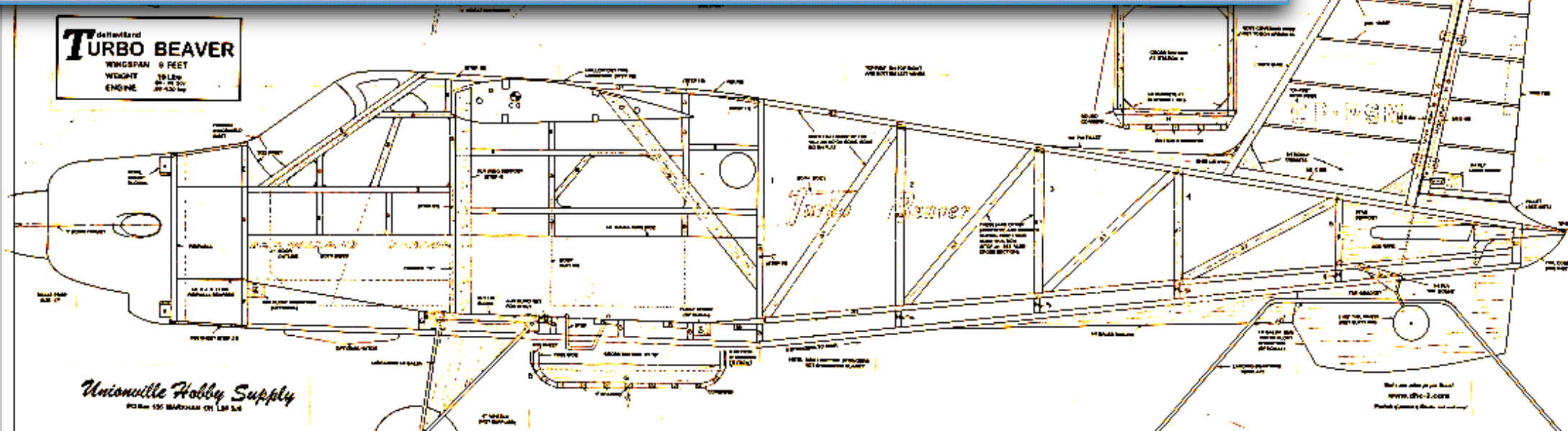
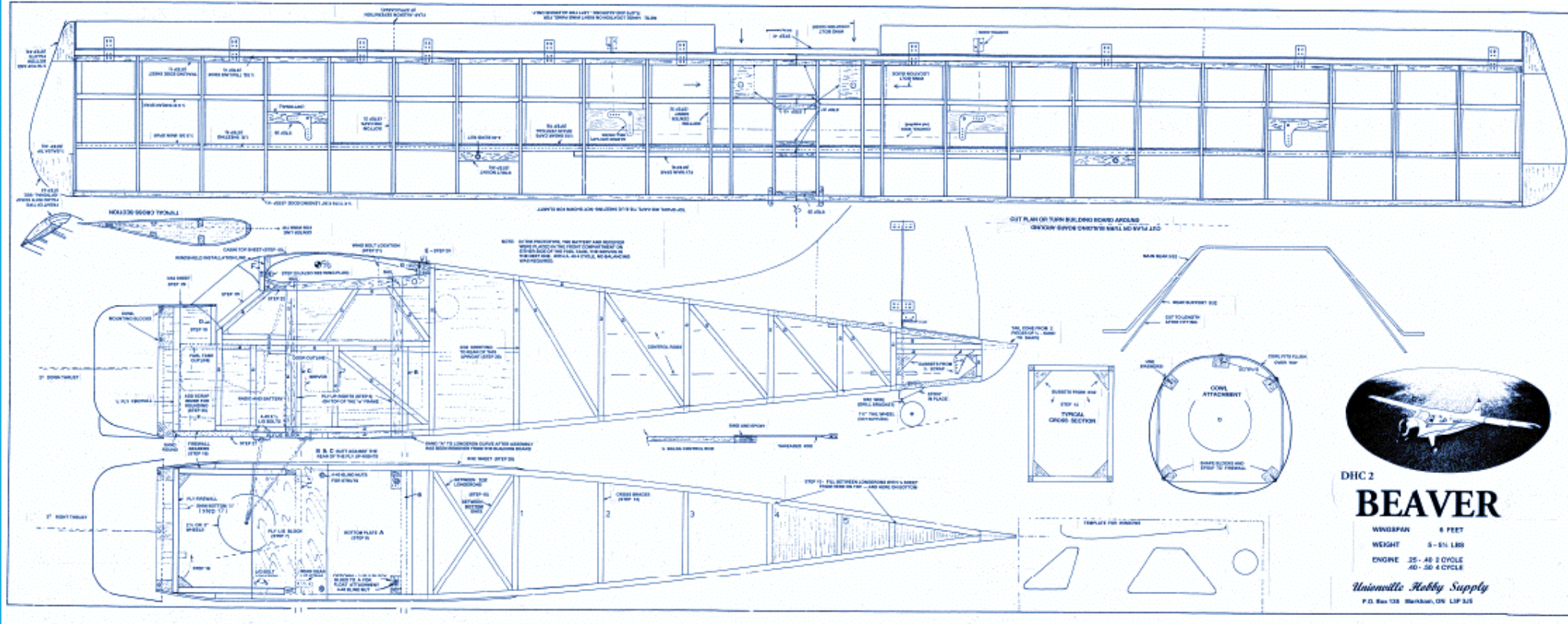


Joe Murray  
Canadian  
Heritage  
Series









Hand  
 Drawn  
 Plans



**Picking up the Unionville Prototype Pieces from Ron at his home shop north of Toronto  
There was also a 15ft closed trailer outside the shop with about 6 or seven more aircraft.  
This was the first moment I realized I might of bit off a little than I chew!!! LOLO**







**Dust-caked  
Planes**

**Monstrous  
Pontoons**

**And a few  
Surprises**





I started modifying some of the planes for electric power and took some liberties to modernize the designs



**After**







**These were  
the most  
Difficult  
Planes  
to Restore**









**I used delicately adjusted springs on each of the bell cranks for the elevators**

**After skin damage repairs were completed it was time to start fitting the wings and improving the rigging.**

**Its at this point I realized I would have to make some sort of Elevator Counter weights so the elevators would rest at level flight when the flight system would be turned off.**







## Twin Otter Wing Control Actuator Re-design



Updates are sometime necessary and I made improvements to the original concepts











Some of the most difficult challenges of the restoration was to patch all the holes in the motor cowlings to pretty them up for Electric Power



**The Turbo Beaver Joe Modeled was representing the very first version of the modification and the actual full scale plane sits on the Museum floor**







I liked  
this Eye



3D Printed Pilot Head  
Filled with Dap like  
makeup







**Joe's big Moth in action**

**The Joy of sharing a hobby with your Son!!**

**Warbirds Day at  
Seaton Valley**

**Oakville/Milton  
Electric Fun Fly**







C-GCWT

Norseman Wings

First Skybaby

CF-GUE

8922

Pilot: Brandon Tulloch  
Pass: Dan Tulloch





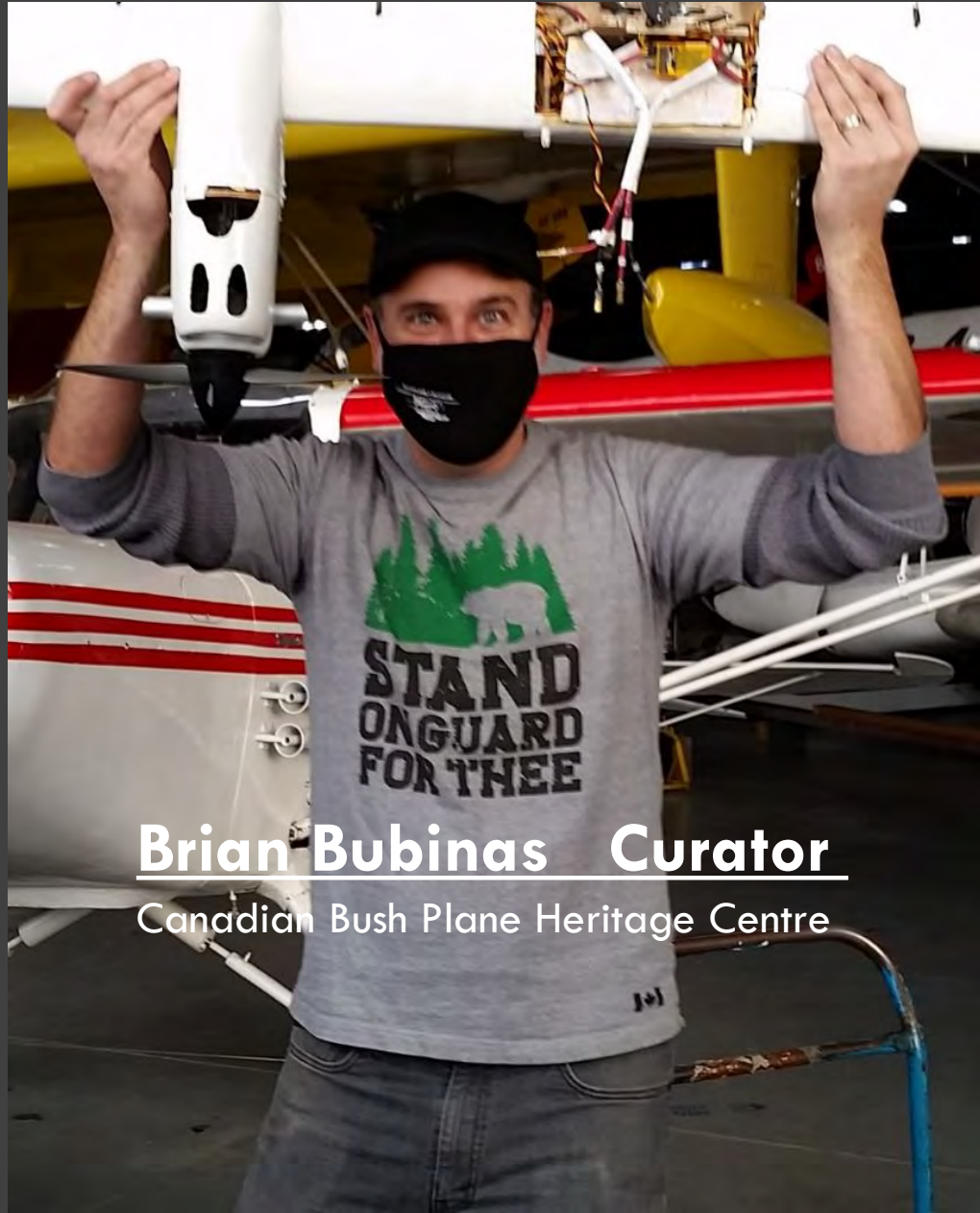




**Preparing the Model Prototypes for  
Wing Assembly 11 Fuselages  
26 Wing Assemblies**







**Brian Bubinas Curator**  
Canadian Bush Plane Heritage Centre



**Dan Ingram**  
**Executive Director**  
**Canadian Bush Plane**  
**Hritage Centre**



**220 ft of pipe and 40 assorted pipe clamps**



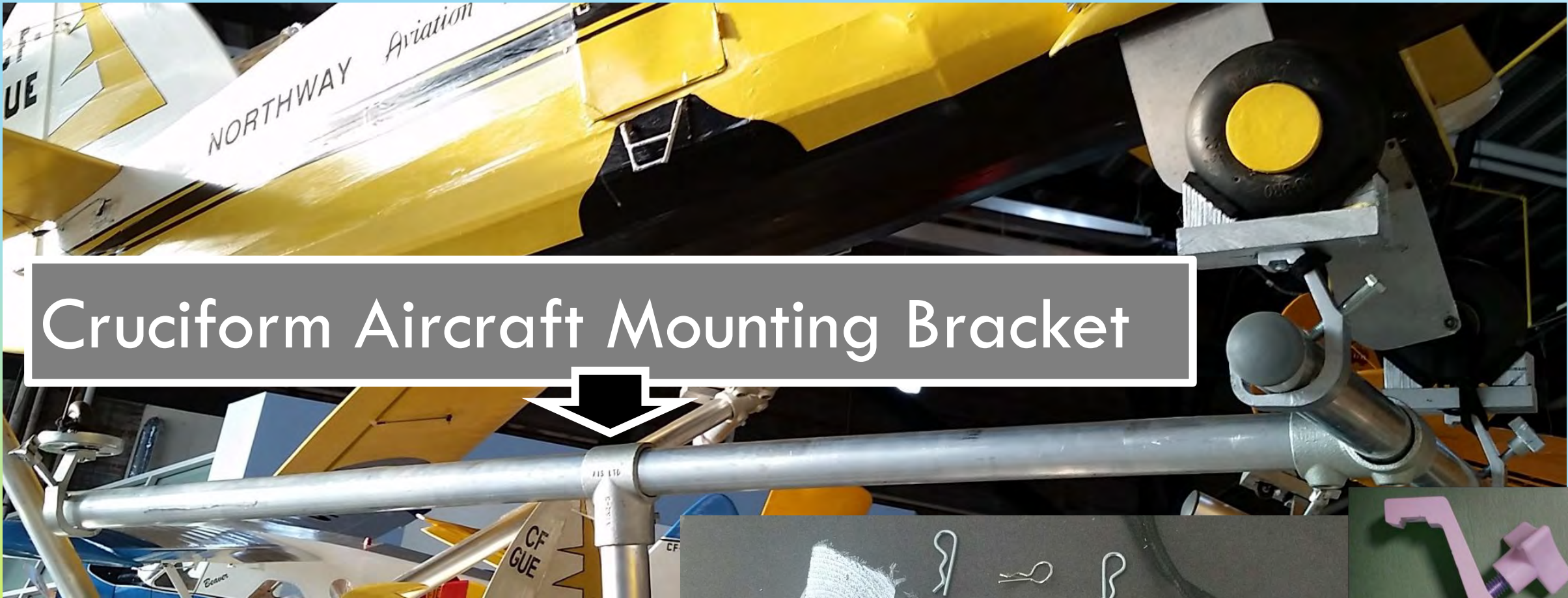
**Craning in the  
42% Tiger Moth**



**Tiger Moth in place and all the mounting assemblies  
for the rest of the planes roughed in**








# Cruciform Aircraft Mounting Bracket

**Re-inventing Hardware to eliminate  
Tools and save time on set up  
33 wheel caulks and tail wheel mounts  
26 Wings at 2.5 bolts each  
= 65 mounting screws**





Canadian Armed Forces  
8ft Otter





**I really like the way the Twin Otter ended up displayed!**





**Cute Little Prototype  
Smallest Model with only a 4ft Wingspan  
Fleet Biplane very popular model  
which flew very well**





# Dehavilland

# Tiger Moth

- Full size plans
- Fibreglass cowl
- Hand selected wood
- Fast field assembly
- Step by step instructions



WINGSPAN	51.5 Inches	ENVERGURE
ENGINE		MOTEUR
2 CYCLE	.3 - .55 Ci/in	2 CYCLE
4 CYCLE	.4 - .8 Ci/in	4 CYCLE
RADIO	4	RADIO
CHANNEL		CANAUX

Available in the **Canadian Heritage Series:**

- deHavilland Beaver - 6', 8', 12'
- deHavilland Turbo Beaver - 8'
- deHavilland Otter - 6', 8'
- deHavilland Tiger Moth
- Fleet Finch
- Noorduyn Norseman - 5', 7'
- Piper J2

**Joe's ever popular  
Tiger Moth**

*Unionville Hobby Supply*

100 Bayview Ave. Unionville, ON L3R 9V2







Joe Murray  
Canadian  
Heritage  
Series





With signs eventually

Triangle sign will rotate

3 story boards on posts

THE  
JOE MURRAY  
Canadian Heritage  
Bush Plane Series

RC Models Designed and Marketed  
Under the Unionville Hobby Brand

All over the world from Canada circa 1980's

story boards





The Sun in the afternoon comes in at great angle to photograph the display , the full length of the hanger doors face the River and is quite a site to look out at.





others

6ft J2 Cub

14ft Tiger Moth Bi-Plane

10ft Norseman

10ft Beaver

8ft Otter

8 ft Turbo Beaver

6ft Otter

8 ft Beaver

9ft Twin Otter

Planes Hidden  
Under the  
Tiger Moth and  
10ft Norseman



6ft J2 Cub



6ft Norseman



4ft Fleet Bi Plane





# The End 2021





## **Behind the scenes Public Relation Activities**

**During the years from 2021 to 2005**

**The Seaton Valley executive presented three floats in the bi-yearly Claremont Winter Carnival , as a plan to be a part of the Community and spread the good will of our club and let folks know we here come and visit us and invite interested folks to join our club. The Floats were supported by the Barkeys and Dan would open Todd Hall ( his barn auction hall) and tow in the old hay wagon and we would go to work decorating the float two days before the parade.**

**The last time we participated in the Winter Carnival we won an award for most humorous float which featured a number of Aircraft suspended on turning motors with one of us dressed as a mad pilot laughing like a crazed pilot controlling a small 3ft cub on a spinning pole with humorous music playing on our sound system.**

**We sure got a lot of giggles with the float.**



**2003**

**This story starts here! A love for aircraft!  
and these Parade Floats we presented at  
the Claremont Winter Carnival's for PR  
back in the day.**

**Corsair**

**Mustang**

**Miss Los Angeles**

**1/3 scale Pup**

**1/4 scale D7**

**Aladdin's Flying Carpet with retracts**

**Very old and warped Hay Wagon Supplied from the Barkeys  
And assembled at Toad Hall their Auction Barn**





Avro Arrow

# Celebrating 100 years of flight

Canadian Sabre Jet

CLAREMONT  
R.C. FLYERS  
Seaton Valley R.C.M.C.  
1903-2003  
100 YEARS OF FLIGHT

